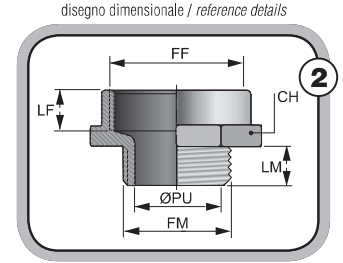
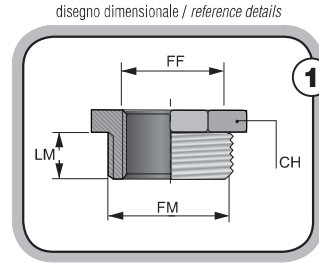
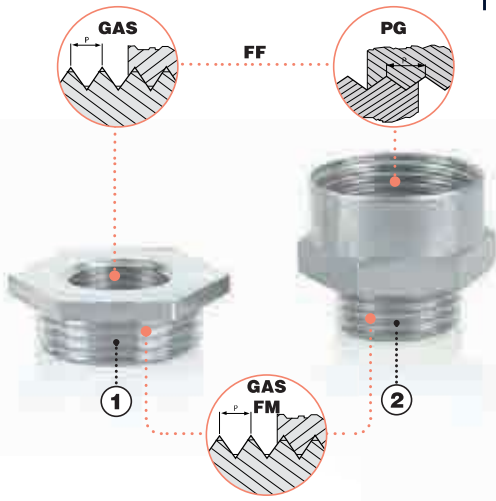


Riduzioni GAS-GAS/GAS-PG

Reducers GAS-GAS/GAS-PG



Settori di Impiego / Areas of application



Caratteristiche / Characteristics:

Una vasta gamma di accessori in ottone nichelato per utilizzare al meglio la nostra raccorderia, per risolvere i più disparati problemi di accoppiamento dei filetti, che possono presentarsi durante l'operatività giornaliera sugli impianti

A great variety of accessories made of nickel-brass to exploit at maximum level our fittings and to solve the great deal of combinations that can occur during the daily work on installations

Riduzioni GAS maschio/GAS femmina Reducers GAS male/GAS female

Caratteristiche comuni per entrambi i prodotti
Common features for both products

Riduzioni GAS maschio/PG femmina Reducers GAS male/PG female

Codice Code	Figura Image	Filetto		Esagono Hexagon CH	LM	LF	Ø PU	Confezione Package	Codice Code	Figura Image	Filetto	
		maschio Male thread GAS ISO 228 FM	femmina Female thread GAS ISO 228 FF								maschio Male thread GAS ISO 228 FM	femmina Female thread PG DIN 40430 FF
60001	1	1/4"	1/8"	20	6,0	7,0	9,5	50	60051	2	1/4"	7
60002	2	1/4"	3/8"	20	6,0	7,0	9,5	50	60052	2	1/4"	9
60003	1	3/8"	1/4"	20	6,0	7,0	13,0	50	60053	2	3/8"	9
60000	2	1/4"	1/2"	24	7,0	8,0	9,5	50	-	-	-	-
60004	2	3/8"	1/2"	24	6,0	9,0	13,0	50	60054	2	3/8"	11
60005	1	1/2"	1/4"	24	8,0	7,0	16,5	50	60055	2	1/2"	11
60006	1	1/2"	3/8"	24	8,0	7,0	16,5	50	60056	2	1/2"	13,5
60007	2	1/2"	3/4"	24	8,0	9,0	16,5	50	60057	2	1/2"	16
60008	1	3/4"	3/8"	30	8,0	-	-	50	60058	1	3/4"	13,5
60009	1	3/4"	1/2"	30	8,0	-	-	50	60059	1	3/4"	16
60010	2	3/4"	1"	30	8,0	9,0	21,5	50	60060	2	3/4"	21
60011	1	1"	1/2"	35	11,0	-	-	25	60061	1	1"	21
60012	1	1"	3/4"	40	11,0	9,0	27,5	25	60062	2	1"	29
60013	2	1"	1" 1/4	45	11,0	12,0	27,5	10	-	-	-	-
60019	1	1" 1/4	3/4"	45	11,0	-	-	10	-	-	-	-
60014	1	1" 1/4	1"	45	11,0	-	-	10	60063	1	1" 1/4	29
60015	2	1" 1/4	1" 1/2	51	11,0	12,0	35,0	10	60064	2	1" 1/4	36
60020	1	1" 1/2	1"	51	11,0	-	-	5	-	-	-	-
60016	1	1" 1/2	1" 1/4	51	11,0	12,0	42,0	5	60065	2	1" 1/2	36
60017	2	1" 1/2	2"	64	11,0	12,0	42,0	5	60066	2	1" 1/2	42
60021	1	2"	1"	64	11,0	-	-	5	-	-	-	-
60018	1	2"	1" 1/2	64	11,0	-	-	5	60067	1	2"	42
-	-	-	-	64	11,0	12,0	52,0	5	60068	2	2"	48

Caratteristiche comuni per entrambi i prodotti
Common features for both products