

MDC

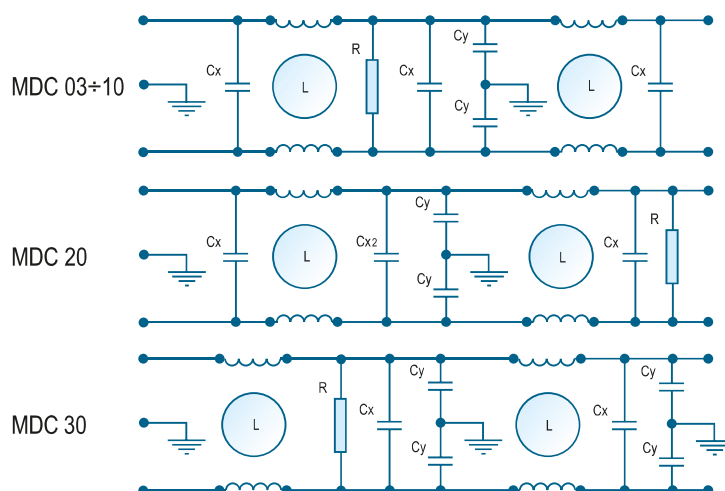
monofase doppia cella
single phase double stage

Disponibile per correnti da 3 a 30 A, questo filtro monofase a doppia cella fornisce interessanti livelli di attenuazione che arrivano anche a ca. 80 dB. Su richiesta vengono realizzate serie speciali. Tutti i modelli sono progettati secondo norme UL, CSA.

Available for currents from 3 to 30 A, this double stage filter has interesting attenuation levels (up to approximately 80 dB). Special versions available on request. All models are designed to meet UL requirements.


Specifiche tecniche
Specifications

Tensione d'ingresso <i>Rated voltage</i>	115/250 Vac per modelli /250; 400 Vac per modelli /400 <i>150/250 Vac for /250 models, 400 Vac for /400 models</i>
Campo di frequenza - <i>Operating frequency</i>	50÷60 Hz
Corrente di fuga - <i>Leakage current</i>	< 0,5 mA
Categoria climatica - <i>Climatic category</i>	25/085/21 (IEC 60068-1)
Tensione di prova DC (2 sec) - <i>Test voltage DC</i>	Fase/Terra: 2250 Vdc; Fase/Fase: 1500 Vdc - <i>Line/Ground: 2250 Vdc; Line/Line: 1500 Vdc</i>
Tensione di prova AC (1 min.) - <i>Test voltage AC</i>	Fase/Terra: 1500 Vac - <i>Line/Ground: 1500 Vac</i>
Isolamento - <i>Insulation resistance</i>	> 1500 MΩ (Fase-Terra - <i>Line/Ground</i>)
Grado di protezione - <i>IP protection</i>	IP 00 secondo EN 60529 - <i>IP 00 according to EN 60529</i>
Allacciamento - <i>Connections</i>	Fast-on eccetto MDC 20/30 (viti M4) - <i>Fast-on except models MDC 20/30 (screws M4x4)</i>
Montaggio - <i>Mounting</i>	Collegamento in serie tra la rete ed il carico. Montaggio su piastra <i>Mounted in series between the line and the load. Panel mounting</i>
Certificazioni - <i>Approvals</i>	CE; MDC 03, -06, -10 sono UR listed (file E172199) <i>CE; MDC 03, -06, -10 are UR listed models (UL file No. E172199)</i>
Standards di riferimento - <i>Reference standards</i>	EN 60939 - UL 1283 - C22.2 No.8

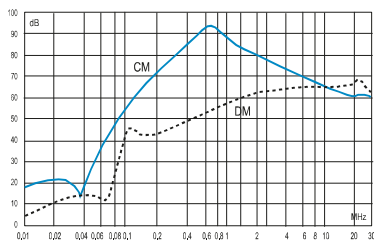
Schema elettrico
Electric schematic


Come ordinare
How to order

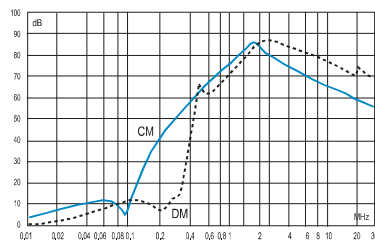
Modello Model	Codice prodotto Code	Corrente nominale [A] Rated current [A]	Tensione nominale [V] Rated voltage [V]	L [mH]	C _{x1} [μF]	C _{x2} [μF]	C _v [nF]	R [MΩ]	Peso [Kg] Weight [Kg]
MDC03/250	00MDC03	3	115/250	2x4+2x8	3x0,47	-	2x3,3	1,5	0,150
MDC06/250	00MDC06	6	115/250	2x1+2x1	3x0,1	-	2x3,3	1,5	0,160
MDC10/250	00MDC10	10	115/250	2x0,5+2x0,5	3x0,1	-	2x3,3	1,5	0,160
MDC20/250	00MDC20	20	115/250	2x0,7+2x0,7	2x0,47	1x1	2x4,7	1,5	0,250
MDC30/250	00MDC30	30	115/250	2x0,4+2x0,4	2x0,47	-	2x4,7	1,5	0,800
MDC06/400	0MDC064	6	400	2x0,5+2x0,5	3x0,1	-	2x3,3	1,5	0,190

Attenuazioni (CISPR 17)
Insertion loss (CISPR 17)

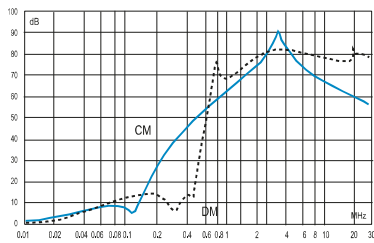
MDC03



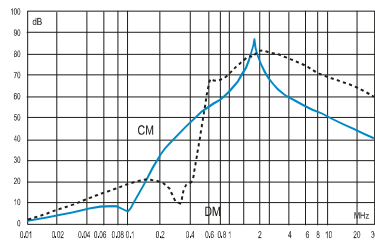
MDC06-MDC06/400



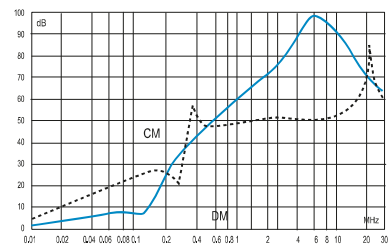
MDC10



MDC20

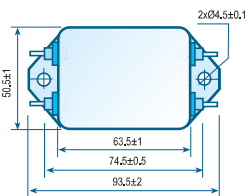


MDC30

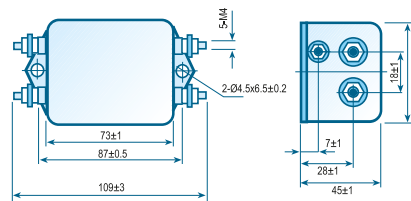


Dimensioni [mm]
Dimensions [mm]

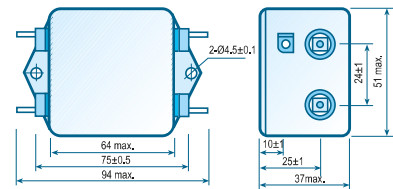
MDC 03+10



MDC 20



MDC 06/400



MDC 30

